



www.cbs-cbt.com



**C**oncepts Bois Structure, CBS in France, cooperates with the enterprise Concept Bois Technologie, CBT in Switzerland, and they form the CBS-CBT group.

These united engineer companies are specialized in designing innovative timber structures, in timber constructions, and also in new technologies related to wood engineering.


With more than ten international patents and a team of 20 engineers, this group is one of the most specialized timber engineering office, also in the international range. This situation is a result of 15 years of cooperation with the Swiss Federal Institute of Technology, Lausanne (EPFL), and with the ENSTIB, College of wood engineers in Epinal, France.

**CBS** 4, rue Longs Champs F-25140 Les Ecorces France Tel. +33.3.81.44.03.40 Fax +33.3.81.44.02.42  
**CBT** Jordils Park, rue des Jordils 40 CH-1025 St-Sulpice Switzerland Tel. +41.21.694.04.04 Fax +41.21.694.04.05

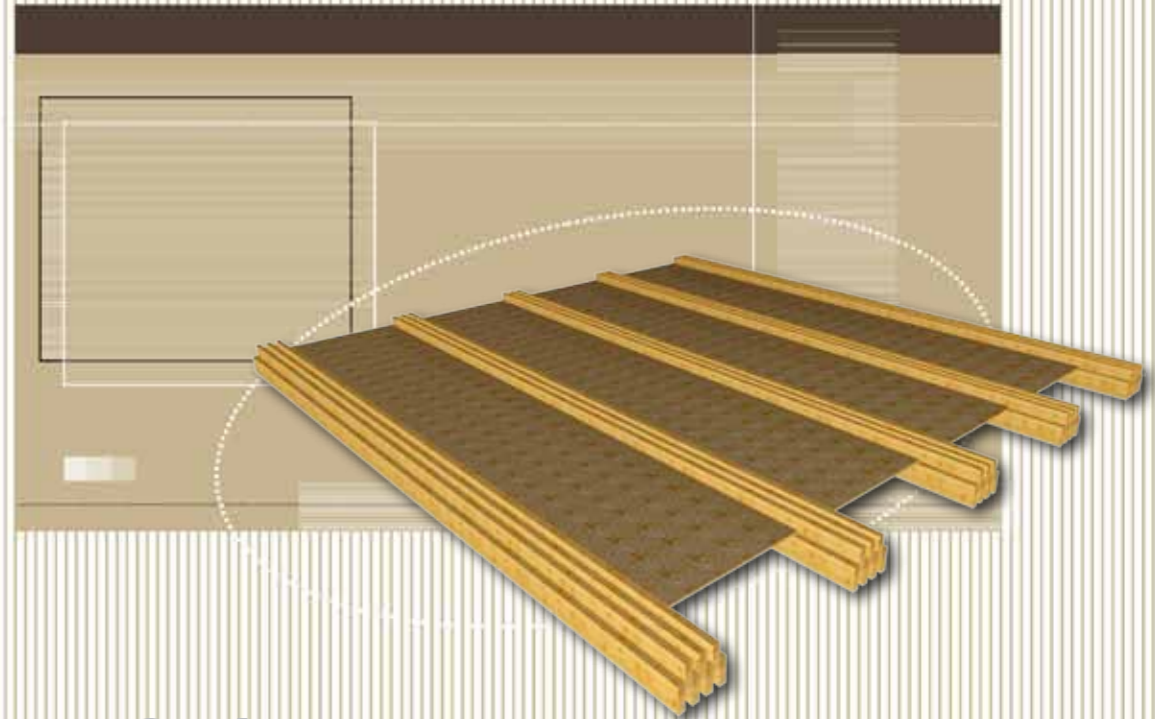
© Version 2009 By wang@cbs-cbt.com



International patent and trade mark © version 2009 - www.cbs-cbt.com



# Solivium<sup>®</sup> The slab



6-14m *The other prefab slab !*

conceptsboisstructure



conceptboistechnologie


## Concept of the slab Solivium

**Economical optimization**  
as only the required amount of wood is used

**Technical flexibility**  
room is available for cables or pipes within the slab


**Lightness**  
useful for poor-quality footings or floating buildings

**Architectural customization**  
of the interior ceiling



### O'portune

Fully composed of dimensional lumber.  
Ideal for spans up to 12m



### D-Dalle

Enhanced version of the O'portune slab,  
this timber/concrete composite slab is  
ideal for spans up to 18m without internal support



Complementary products

CHARACTERISTIC	VALUE	UNIT
Clear span	6 - 14	m
Cross section	40/175 - 60/240	mm
Dead load	40 - 80	kg/m <sup>2</sup>
Live load	300 - 500	kg/m <sup>2</sup>
Timber strength class	C22 - C30	--
Fire resistance	30 - 90	mn
Storage of CO <sub>2</sub>	80 - 160	kg/m <sup>2</sup>
Consumption of wood	0.06 - 0.12	m <sup>3</sup> /m <sup>2</sup>

# S


## Architectural

6 - 14 m

### The Solivium series



Pentium beam



Sevium beam



Ninium beam


1



2



3



CENTRE SOCIO-CULTUREL  
France 2007



CENTRE CULTUREL  
ESPACE ARAGON  
France 2007 - 2008



PÔLE D'EXCELLENCE  
DÉVELOPPEMENT  
DURABLE D'ALIXAN  
France 2005 - 2006

### ARCHITECTURAL ASPECTS



Due to the shape of the beams used to form the solivium slab, a suspended ceiling can easily be added. No extra fixing system is required and a great variety of materials can be used like wood, concrete or composite panels.

Beams can also be arranged in a more unconventional manner to create a highly sophisticated architecture.

A layer of heat insulation or noise absorber can also be invisibly included within the slab to increase the overall efficiency and comfort.